

Scaled data based on original data using  
LM-79-08 Approved Method: Electrical and Photometric Measurements of Solid-  
State Lighting Products

Test Report Prepared for  
Cooper Lighting Solutions  
(formerly Eaton)

Brand: McGRAW-EDISON

Report Number: P200330

Luminaire Tested: **GWC-AF-02-LED-E1-SLR-7050-1200**

Issue Date: 3/3/2020

**Test Information**

Test Method: LM-79-08  
Report Number: P200330  
TEST IS SCALED FROM IESNA LM-79-08 TEST DATA (P24296)  
Test Lab: INNOVATION CENTER P2  
Issue Date: 3/3/2020  
Manufacturer: COOPER LIGHTING SOLUTIONS (FORMERLY EATON)  
Product Line: MCGRAW-EDISON  
Catalog Number: GWC-AF-02-LED-E1-SLR-7050-1200  
Description: GALLEON WALL LUMINAIRE  
(2) 70 CRI, 5000K, 1200mA LIGHTSQUARES WITH 16 LEDS EACH AND SPILL LIGHT ELIMINATOR RIGHT OPTICS  
Light Source: -  
Ballast/Driver: ELECTRONIC DRIVER

**Summary**

Lumens per Lamp: N/A  
Luminaire Lumens: 11976 lumens  
Efficiency: N/A  
Efficacy: 92.8 lumens/watt  
Luminous Opening: Rectangular (W 1' x L: 0.5' x H: 0')  
IES Classification: Type IV - Short - Non-Cutoff  
BUG Rating: B2 - U0 - G3

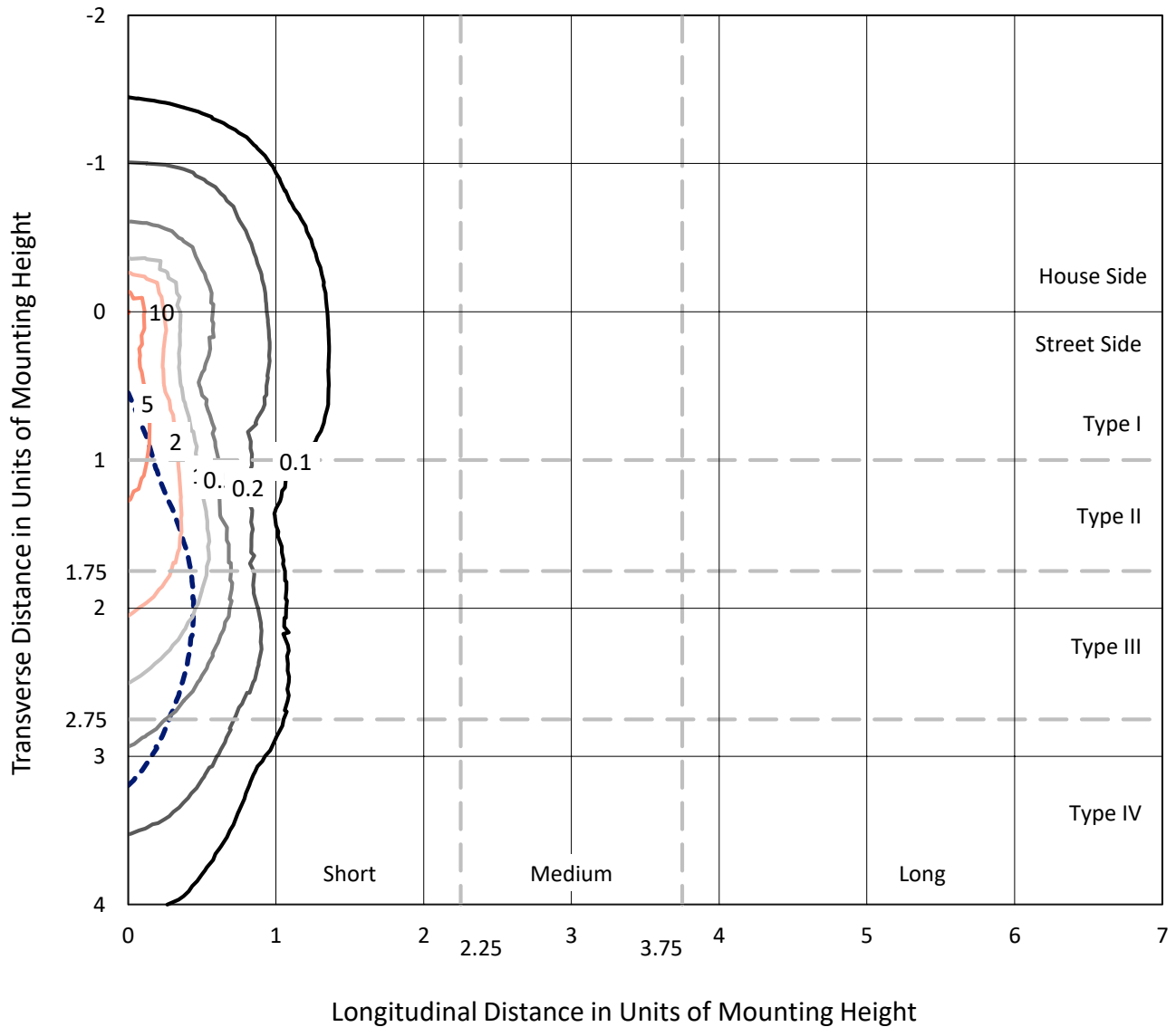
Input Watts (W): 129  
Input Voltage (V): NR  
Input Current (Ain): NR  
Voltage Rise (V): NR  
Power Factor: NR  
Total Harmonic Distortion (THDi): NR  
Frequency (hertz): 60  
Stabilization Time: NR  
Operation Time: NR  
Ambient Temperature (°C): NR  
Test Distance: 25 FT



REPORT NUMBER: P200330  
 CATALOG NUMBER: GWC-AF-02-LED-E1-SLR-7050-1200

### Iso-Footcandle Lines of Horizontal Illumination

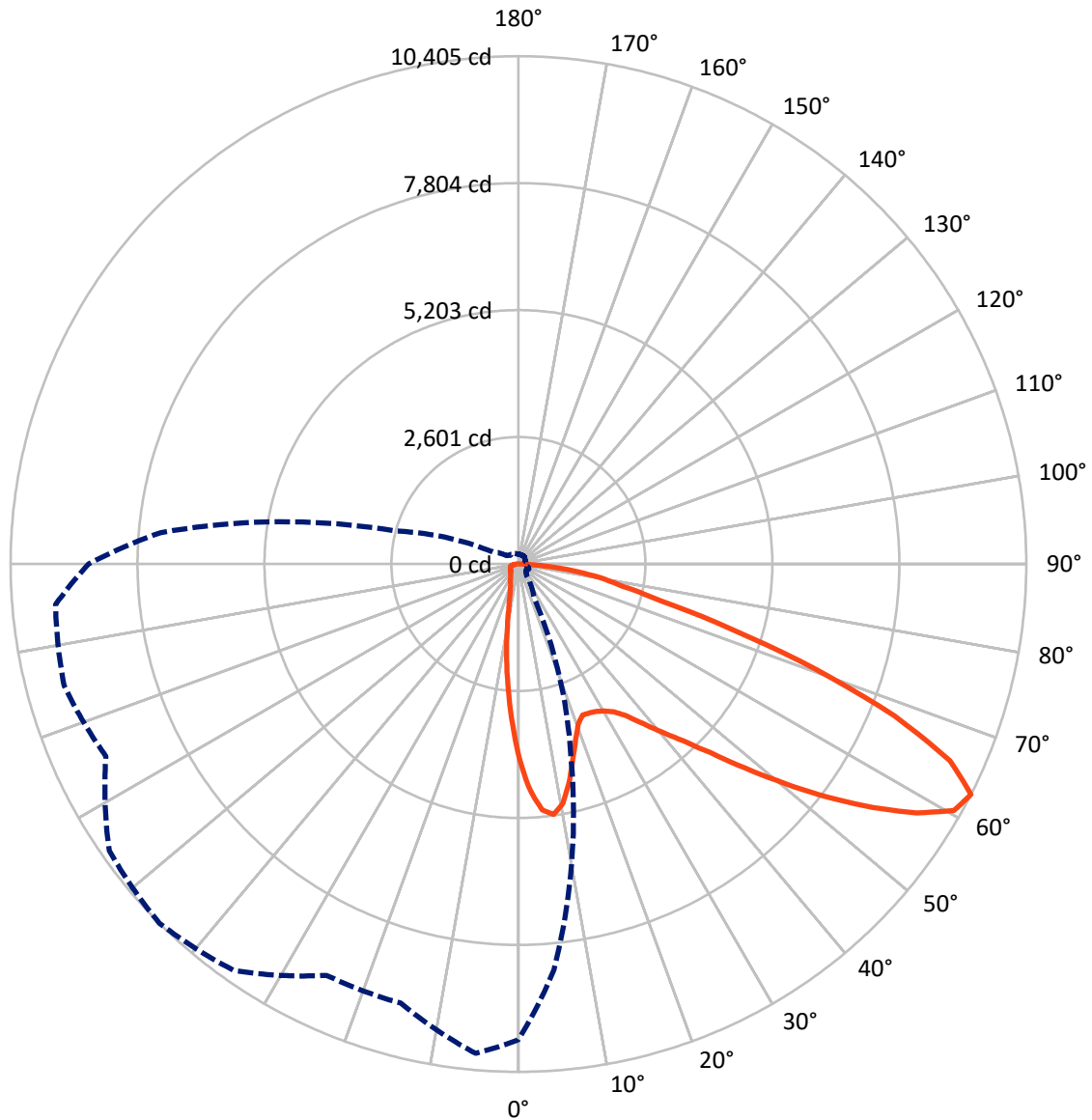
× Max cd  
 - - - 1/2 Max cd



Based on 20 foot mounting height. Maximum calculated value = 10.1 fc  
 Type IV - Short - Non-Cutoff

REPORT NUMBER: P200330  
CATALOG NUMBER: GWC-AF-02-LED-E1-SLR-7050-1200

### Luminous Intensity Polar Plot



— Vertical Plane Through 315-Deg Lateral    - - - Horizontal Cone Through 62.5-Deg Vertical

REPORT NUMBER: P200330

CATALOG NUMBER: GWC-AF-02-LED-E1-SLR-7050-1200

**FLUX DISTRIBUTION:**

		Downward	Upward	Total
<b>House Side</b>	Lumens	1981.9	0.0	1981.9
	% Fixture	16.5	0.0	16.5
<b>Street Side</b>	Lumens	9994.1	0.0	9994.1
	% Fixture	83.5	0.0	83.5
<b>Total</b>	Lumens	11976.0	0.0	11976.0
	% Fixture	100.0	0.0	100.0

**ZONAL LUMENS:**

Zone	Lumens	% Fixture
0°-10°	294.5	2.5
10°-20°	540.1	4.5
20°-30°	787.5	6.6
30°-40°	1212.8	10.1
40°-50°	1785.0	14.9
50°-60°	2618.2	21.9
60°-70°	2926.7	24.4
70°-80°	1432.9	12.0
80°-90°	378.3	3.2
90°-100°	0.0	0.0
100°-110°	0.0	0.0
110°-120°	0.0	0.0
120°-130°	0.0	0.0
130°-140°	0.0	0.0
140°-150°	0.0	0.0
150°-160°	0.0	0.0
160°-170°	0.0	0.0
170°-180°	0.0	0.0
0°-90°	11976.0	100.0
0°-180°	11976.0	100.0

**Coefficient of Utilization**



REPORT NUMBER: P200330

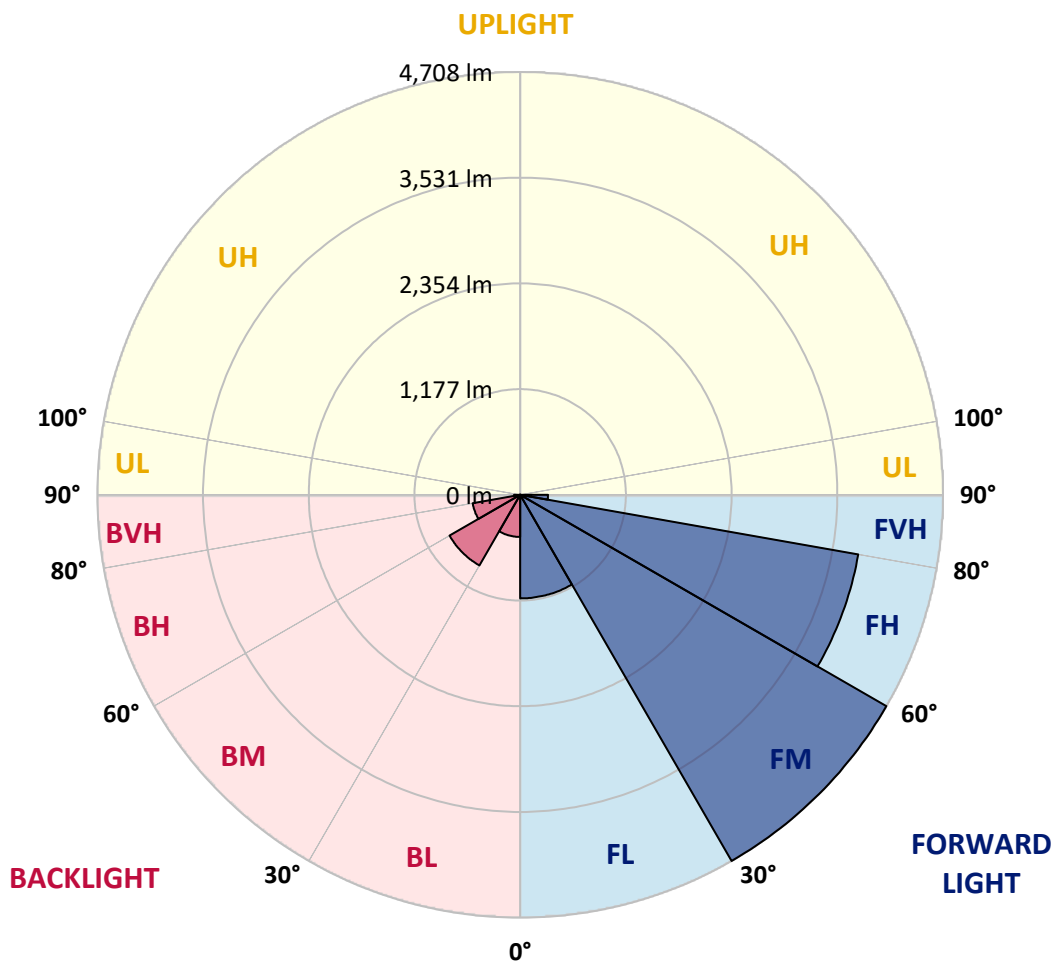
CATALOG NUMBER: GWC-AF-02-LED-E1-SLR-7050-1200

**LUMINAIRE CLASSIFICATION SYSTEM LUMEN TABLE AND BUG RATING:**

Zone	Lumens	% Fixture	Zone Rating/Lumen Limit		
			B	U	G
FL (0°-30°)	1153.3	9.6			
FM (30°-60°)	4707.9	39.3			
FH (60°-80°)	3822.3	31.9			G2/5000
FVH (80°-90°)	310.7	2.6			G3/500
BL (0°-30°)	468.9	3.9	B1/500		
BM (30°-60°)	908.1	7.6	B1/1000		
BH (60°-80°)	537.3	4.5	B2/1000		G2/1000
BVH (80°-90°)	67.6	0.6			G1/100
UL (90°-100°)	0.0	0.0		U0/0	
UH (100°-180°)	0.0	0.0		U0/0	

**BUG Rating: B2-U0-G3**

Type IV Short





REPORT NUMBER: P200330

CATALOG NUMBER: GWC-AF-02-LED-E1-SLR-7050-1200

**CANDELA DISTRIBUTION (FULL):**

	0°	5°	15°	25°	35°	45°	55°	65°	75°	85°	90°
0°	4046.1	4046.1	4046.1	4046.1	4046.1	4046.1	4046.1	4046.1	4046.1	4046.1	4046.1
2.5°	4204.1	4118.6	3976.4	3828.2	3738.0	3632.7	3550.4	3478.0	3333.2	3304.9	3330.5
5°	3953.3	3781.5	3513.5	3243.6	3063.9	2871.0	2720.9	2600.4	2416.8	2384.5	2423.3
7.5°	3551.1	3345.7	2991.5	2647.2	2393.1	2152.1	1990.2	1861.1	1717.6	1655.7	1659.7
10°	3204.1	2972.4	2553.7	2179.1	1971.1	1808.5	1672.2	1539.8	1394.4	1298.9	1272.6
12.5°	3009.9	2743.3	2260.7	1926.3	1733.4	1562.2	1415.4	1273.9	1118.5	1021.1	993.4
15°	2976.3	2686.7	2150.8	1764.3	1522.7	1306.1	1133.0	975.0	815.0	736.0	719.6
17.5°	3121.8	2788.1	2115.2	1620.2	1324.6	1057.3	844.6	668.2	537.9	498.4	495.1
20°	3401.0	2982.9	2110.6	1484.5	1129.0	815.7	588.6	460.2	402.9	391.7	392.4
22.5°	3792.7	3285.1	2167.2	1382.5	949.3	608.3	442.4	385.1	362.7	352.2	352.2
25°	4299.6	3701.2	2297.6	1308.1	793.3	485.9	390.4	356.2	335.1	327.9	329.2
27.5°	4790.7	4106.0	2449.0	1249.5	691.3	441.1	370.0	339.0	320.6	313.4	316.7
30°	5173.9	4465.5	2575.4	1169.9	639.2	428.6	377.2	345.6	319.3	308.1	308.8
32.5°	5491.2	4780.2	2681.4	1112.6	593.2	367.4	325.2	311.4	308.1	294.9	288.4
35°	5896.7	5123.2	2752.5	1113.9	571.4	327.9	289.7	265.3	247.5	232.4	232.4
37.5°	6372.0	5516.9	2828.2	1129.0	563.5	304.8	277.2	252.8	236.3	221.9	219.2
40°	6842.1	5902.6	2897.3	1143.5	558.9	291.0	267.3	244.9	229.8	215.3	211.3
42.5°	7241.7	6220.0	2959.2	1150.8	543.1	289.7	260.0	239.6	225.2	209.4	205.4
45°	7537.3	6485.9	3025.7	1162.0	527.3	294.9	260.0	239.0	221.2	206.1	202.1
47.5°	7801.3	6798.0	3137.0	1162.0	508.2	285.1	268.6	239.6	220.5	204.7	201.5
50°	8154.8	7225.9	3347.6	1135.0	481.2	274.5	283.1	237.0	214.6	202.1	198.2
52.5°	8642.0	7774.3	3682.1	1088.2	439.8	254.1	281.1	235.7	208.7	195.5	190.9
55°	9218.0	8361.5	4046.8	1033.6	377.9	239.6	271.2	232.4	202.1	187.6	183.0
57.5°	9667.7	8765.8	4303.5	949.3	323.9	231.7	240.3	229.1	194.2	179.1	175.1
60°	9846.7	8750.0	4374.0	836.7	297.6	225.2	210.0	256.8	187.6	172.5	167.9
62.5°	9750.0	8345.7	4176.5	757.7	291.6	216.6	196.8	237.7	182.4	167.9	161.3
65°	9303.0	7629.5	3653.1	736.7	308.8	208.0	188.3	186.3	175.1	161.3	154.7
67.5°	8329.3	6559.0	2925.0	738.7	330.5	199.5	179.7	170.5	165.2	154.1	148.1
70°	6784.2	5185.7	2180.4	743.9	341.7	189.6	170.5	160.6	154.7	143.5	139.6
72.5°	4988.2	3996.8	1584.0	709.7	343.7	178.4	158.0	149.4	143.5	131.7	128.4
75°	3412.8	3057.3	1098.8	587.9	299.5	162.6	144.2	136.3	132.3	117.8	115.9
77.5°	2493.1	2295.0	703.1	436.5	231.1	142.9	127.1	121.1	118.5	102.7	100.1
80°	2000.7	1815.7	439.8	298.9	169.2	119.8	106.7	103.4	100.7	84.9	83.0
82.5°	1387.8	1215.9	282.4	194.2	127.1	92.8	84.3	83.0	79.0	64.5	62.5
85°	732.1	660.3	179.1	132.3	92.2	63.9	58.6	58.6	56.6	42.8	41.5
87.5°	93.5	152.1	90.9	69.1	50.7	28.3	28.3	27.7	29.6	24.4	21.1
90°	0.0	0.0	0.0	0.0	0.0	0.0	0.0	0.0	0.0	0.0	0.0



REPORT NUMBER: P200330

CATALOG NUMBER: GWC-AF-02-LED-E1-SLR-7050-1200

**CANDELA DISTRIBUTION (continued):**

	95°	105°	115°	125°	135°	145°	155°	165°	175°	180°	185°
0°	4046.1	4046.1	4046.1	4046.1	4046.1	4046.1	4046.1	4046.1	4046.1	4046.1	4046.1
2.5°	3270.0	3301.6	3271.3	3273.3	3306.8	3406.9	3452.3	3489.8	3530.0	3556.3	3568.2
5°	2370.0	2443.7	2468.8	2521.4	2599.1	2726.8	2777.5	2814.4	2838.7	2853.2	2859.2
7.5°	1620.8	1665.6	1715.6	1800.6	1969.7	2044.8	2078.4	2069.8	2042.2	2032.3	2022.4
10°	1221.9	1204.1	1194.9	1241.6	1378.6	1454.3	1478.0	1454.9	1439.8	1443.1	1459.5
12.5°	946.7	915.7	878.2	873.0	963.1	1031.0	1046.1	1047.4	1075.1	1099.4	1135.6
15°	689.9	686.6	668.2	657.0	708.4	763.7	770.3	782.1	807.1	824.9	856.5
17.5°	486.5	504.3	518.8	526.0	564.9	604.4	597.1	591.2	586.6	586.6	601.7
20°	392.4	404.2	422.7	443.7	483.2	510.9	493.1	469.4	452.3	447.0	449.0
22.5°	353.5	362.7	373.3	391.7	427.3	446.4	427.3	410.1	393.0	387.1	385.1
25°	333.8	345.6	355.5	369.3	395.7	408.8	390.4	377.9	367.4	360.1	354.8
27.5°	322.6	333.1	335.8	342.3	364.7	376.6	367.4	362.1	355.5	348.9	342.3
30°	310.7	308.8	304.2	304.8	322.6	334.4	333.8	335.1	334.4	332.5	331.1
32.5°	283.7	279.8	275.8	279.8	296.3	306.8	307.4	310.1	310.1	309.4	314.7
35°	236.3	243.6	248.2	260.0	279.8	289.0	285.1	278.5	266.6	259.4	258.7
37.5°	218.6	219.9	227.8	244.2	266.0	274.5	268.6	253.5	245.6	244.2	246.2
40°	210.0	211.3	215.9	231.1	252.8	261.4	256.1	244.9	237.7	237.0	240.3
42.5°	204.1	205.4	208.0	218.6	236.3	246.9	247.5	239.6	231.1	231.7	235.0
45°	200.8	201.5	200.8	206.1	222.5	235.0	240.3	235.0	227.8	229.1	233.1
47.5°	200.1	198.2	195.5	196.8	214.0	226.5	233.1	231.1	227.8	229.1	232.4
50°	197.5	192.9	189.6	188.9	206.1	219.2	225.2	225.2	226.5	229.1	232.4
52.5°	189.6	184.3	184.3	182.4	200.8	213.3	217.3	217.9	219.9	224.5	229.1
55°	179.7	177.8	179.7	176.4	196.8	208.7	210.7	212.0	213.3	217.3	223.8
57.5°	171.2	168.5	173.1	171.8	193.6	204.1	204.1	206.7	206.7	212.0	217.3
60°	166.6	161.3	163.3	164.6	188.9	200.1	198.8	201.5	202.8	207.4	211.3
62.5°	160.6	156.0	156.0	159.3	183.7	194.2	193.6	195.5	200.8	202.1	206.1
65°	153.4	151.4	149.4	153.4	178.4	187.6	188.3	190.9	195.5	196.8	200.1
67.5°	146.2	146.8	142.9	146.8	173.8	181.0	181.0	186.3	188.3	190.9	194.2
70°	138.3	138.9	135.6	140.2	170.5	173.8	173.1	180.4	181.7	183.7	187.0
72.5°	128.4	128.4	127.1	133.6	165.2	166.6	165.2	171.2	171.8	173.8	175.1
75°	117.8	117.8	116.5	125.7	162.0	158.7	154.7	159.3	160.6	162.0	162.0
77.5°	104.0	105.3	105.3	116.5	150.8	155.4	142.2	144.8	146.8	147.5	145.5
80°	86.9	90.2	91.5	106.0	126.4	143.5	127.1	129.0	129.7	129.7	127.1
82.5°	66.5	72.4	75.7	91.5	96.8	120.5	110.6	112.6	110.6	106.7	105.3
85°	46.1	54.0	57.9	69.8	73.1	92.8	92.2	92.2	88.2	83.0	82.3
87.5°	25.0	29.6	32.3	41.5	50.0	62.5	67.8	65.8	62.5	59.3	59.9
90°	0.0	0.0	0.0	0.0	0.0	0.0	0.0	0.0	0.0	0.0	0.0





REPORT NUMBER: P200330

CATALOG NUMBER: GWC-AF-02-LED-E1-SLR-7050-1200

**CANDELA DISTRIBUTION (continued):**

	195°	205°	215°	225°	235°	245°	255°	265°	270°	275°	285°
0°	4046.1	4046.1	4046.1	4046.1	4046.1	4046.1	4046.1	4046.1	4046.1	4046.1	4046.1
2.5°	3630.1	3719.6	3862.5	3971.7	4081.7	4187.7	4302.2	4389.8	4464.2	4493.1	4581.4
5°	2919.1	3031.0	3165.9	3409.5	3582.0	3772.3	3992.2	4283.1	4395.1	4549.8	4803.2
7.5°	2063.9	2165.3	2382.5	2579.4	2823.6	3092.9	3389.8	3791.4	3938.2	4186.4	4599.1
10°	1541.2	1659.0	1833.5	1999.4	2214.6	2489.8	2830.8	3279.8	3458.2	3727.5	4202.8
12.5°	1241.6	1380.5	1565.5	1721.6	1888.1	2082.3	2413.5	2905.9	3144.9	3380.6	3861.1
15°	953.9	1099.4	1271.2	1469.4	1653.1	1862.4	2209.4	2747.9	3023.1	3268.6	3678.8
17.5°	660.3	784.7	1001.3	1208.0	1443.1	1711.0	2152.8	2781.5	3110.0	3393.1	3710.4
20°	468.1	539.2	716.9	956.6	1249.5	1585.9	2142.2	2957.9	3385.2	3708.4	3913.2
22.5°	393.7	420.0	523.4	743.3	1081.6	1492.4	2179.1	3205.4	3756.5	4169.2	4236.4
25°	358.8	374.6	428.6	583.3	932.2	1424.6	2303.5	3574.1	4216.0	4630.1	4618.2
27.5°	339.7	356.2	391.7	492.4	819.6	1382.5	2427.9	4011.2	4741.3	5130.4	4983.0
30°	333.8	356.2	393.7	464.1	739.3	1316.0	2530.0	4395.1	5145.6	5468.1	5148.9
32.5°	329.2	332.5	349.6	400.3	662.9	1238.3	2599.1	4739.4	5541.2	5789.4	5387.8
35°	266.0	282.4	310.1	358.8	618.2	1191.6	2599.1	5036.3	5931.0	6114.0	5615.6
37.5°	256.1	270.6	294.9	336.4	593.2	1168.5	2547.1	5322.7	6329.2	6482.0	5803.2
40°	250.8	262.7	285.7	319.3	582.6	1142.2	2471.4	5575.5	6718.3	6850.7	5978.4
42.5°	246.9	257.4	279.1	308.8	568.8	1113.2	2410.2	5778.2	7056.1	7165.3	6145.6
45°	244.9	256.1	279.8	314.0	541.2	1075.1	2389.8	5997.4	7333.9	7428.0	6326.6
47.5°	244.9	258.1	283.1	325.2	508.2	1035.6	2453.6	6286.5	7596.5	7642.6	6539.9
50°	242.9	257.4	292.3	314.0	460.2	985.5	2603.7	6650.5	7880.9	7886.2	6809.8
52.5°	239.0	256.1	314.7	307.4	404.9	919.7	2806.5	7117.9	8301.6	8333.2	7232.5
55°	234.4	254.1	308.8	292.3	359.5	841.4	2972.4	7686.1	8892.8	8980.4	7854.0
57.5°	228.4	251.5	298.9	271.2	329.8	740.6	3032.3	8102.2	9305.6	9525.5	8554.4
60°	223.2	249.5	269.9	258.7	311.4	655.7	2916.4	8019.9	9277.3	9751.3	9175.2
62.5°	217.9	251.5	246.2	250.8	302.8	601.1	2613.6	7360.9	8807.9	9518.2	9635.4
65°	212.0	233.7	232.4	244.2	300.9	579.3	2166.6	6372.7	7900.7	8781.6	9744.0
67.5°	204.1	215.9	222.5	235.7	307.4	560.2	1748.5	5256.8	6640.0	7677.5	9177.9
70°	195.5	205.4	212.6	225.2	303.5	551.7	1454.3	4145.5	5268.7	6292.4	8060.7
72.5°	184.3	192.9	199.5	211.3	299.5	547.1	1228.5	3338.4	3933.6	4674.2	6553.7
75°	171.2	179.1	183.7	195.5	287.0	501.0	965.8	2824.9	2943.4	3251.5	5220.0
77.5°	156.0	162.0	165.9	179.1	254.1	416.7	698.5	2179.1	2285.7	2360.8	4002.0
80°	138.3	144.2	146.2	158.7	210.7	325.9	455.6	1609.6	1709.7	1726.8	2613.6
82.5°	117.8	123.8	123.8	135.6	172.5	234.4	298.9	1102.7	1122.5	1180.4	1847.3
85°	94.8	99.4	99.4	105.3	133.6	175.1	205.4	553.7	547.7	625.4	1600.4
87.5°	67.8	71.1	74.4	75.7	95.5	115.9	123.8	168.5	111.3	127.7	1027.7
90°	0.0	0.0	0.0	0.0	0.0	0.0	0.0	0.0	0.0	0.0	0.0



REPORT NUMBER: P200330

CATALOG NUMBER: GWC-AF-02-LED-E1-SLR-7050-1200

**CANDELA DISTRIBUTION (continued):**

	295°	305°	315°	325°	335°	345°	355°	360°
0°	4046.1	4046.1	4046.1	4046.1	4046.1	4046.1	4046.1	4046.1
2.5°	4647.9	4685.4	4647.2	4619.5	4500.4	4402.3	4271.3	4204.1
5°	4996.1	5091.6	5059.3	4943.5	4694.6	4414.8	4096.8	3953.3
7.5°	4954.0	5175.8	5181.1	4964.5	4597.8	4185.7	3755.2	3551.1
10°	4626.1	4909.9	4990.9	4780.8	4391.8	3930.9	3437.2	3204.1
12.5°	4260.1	4537.9	4599.8	4527.4	4202.2	3739.4	3238.4	3009.9
15°	3960.6	4085.0	4158.7	4221.9	4039.6	3663.0	3227.2	2976.3
17.5°	3778.2	3764.4	3785.4	3895.4	3926.3	3750.5	3398.3	3121.8
20°	3712.4	3501.0	3495.8	3647.2	3873.0	3959.2	3732.8	3401.0
22.5°	3748.6	3406.2	3362.8	3542.5	3901.3	4260.1	4171.2	3792.7
25°	3873.7	3414.1	3379.2	3553.0	4004.0	4580.7	4644.6	4299.6
27.5°	4070.5	3464.2	3418.1	3596.5	4140.3	4850.0	5110.7	4790.7
30°	4257.5	3551.1	3493.8	3682.1	4264.7	4956.6	5396.4	5173.9
32.5°	4484.6	3713.7	3613.0	3839.4	4418.8	5126.5	5651.2	5491.2
35°	4707.1	3945.4	3820.3	4082.3	4590.6	5337.8	5942.1	5896.7
37.5°	4951.4	4248.2	4144.9	4396.4	4825.6	5537.3	6313.4	6372.0
40°	5212.1	4649.8	4527.4	4854.6	5190.3	5787.4	6701.2	6842.1
42.5°	5474.7	5095.5	4949.4	5281.2	5591.3	6034.3	7033.0	7241.7
45°	5775.6	5579.4	5510.3	5869.1	5976.4	6269.3	7277.9	7537.3
47.5°	6125.8	6128.5	6239.7	6383.2	6364.8	6535.3	7524.1	7801.3
50°	6534.7	6813.8	7059.3	7154.8	6765.1	6821.0	7865.8	8154.8
52.5°	7025.8	7633.4	7937.6	7875.0	7196.3	7169.9	8407.0	8642.0
55°	7640.0	8501.1	8803.3	8758.5	7692.0	7645.3	9081.1	9218.0
57.5°	8351.0	9341.8	9619.6	9418.2	8287.1	8166.7	9638.7	9667.7
60°	8975.8	10008.0	10251.6	10028.4	8887.5	8721.6	9987.0	9846.7
62.5°	9323.4	10233.8	10405.0	10164.7	9299.0	9312.8	10063.3	9750.0
65°	9168.0	9663.1	9718.4	9698.6	9193.0	9655.8	9788.8	9303.0
67.5°	8317.4	8220.0	8312.8	8441.2	8284.5	9204.2	9028.4	8329.3
70°	6819.1	6283.8	6468.8	6555.1	6626.2	7920.4	7836.2	6784.2
72.5°	5139.0	4402.3	4548.4	4530.7	4859.8	6353.0	6094.2	4988.2
75°	3641.3	2984.9	3003.3	2996.1	3391.1	4970.4	4412.8	3412.8
77.5°	2547.8	2162.6	2172.5	2213.3	2279.8	3748.6	3152.8	2493.1
80°	1751.8	1641.2	1695.9	1699.2	1580.0	2518.1	2329.2	2000.7
82.5°	1304.8	1140.9	1127.7	1146.8	1238.3	2040.2	1790.0	1387.8
85°	1068.5	675.5	543.1	680.7	1097.4	2020.4	1189.0	732.1
87.5°	601.7	320.6	144.8	268.6	437.8	1337.7	343.7	93.5
90°	0.0	0.0	0.0	0.0	0.0	0.0	0.0	0.0

(END OF REPORT)